


## Available Capacities:

18,000 / 24,000 / 30,000 / 36,000 / 48,000 BTU.



## Strong and Large Coverage Area

Samsung's MSP Duct features greater static pressure than most slim ducts: enabling you to design more inlets and outlets with longer duct work to provide even more cool or warm air to larger areas.



## Silent Operation with the Static Pressure Control

The external static pressure control makes it easy to design the duct work to ensure efficiency and silent operation.



## Narrow Width

MSP Duct has very narrow width of 35.43, which enables flexible installation and maintenance with its compact size, thus maximizing your convenience.



## Simple Maintenance

Parts are easily accessible, reducing the time for maintenance.



### Features



Pre Filter



Easy Filter



High Lift Up



Smart Control



Wire RC

www.ebtekareng.com

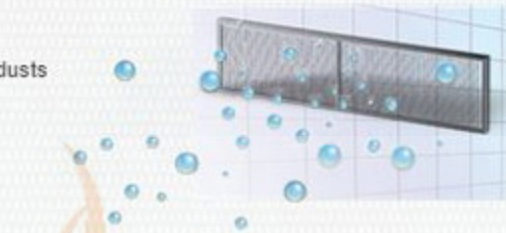
## Feature Details

### Pre Filter



Pre Filter

The MSP Duct's Pre Filter traps dust particles from the air.



### Easy Filter Cleaning



Easy Filtering

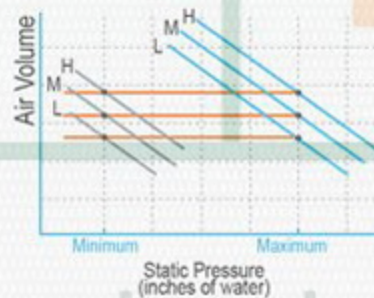
After 1,000 hours of operation, the filter clean indicator will notify you that the filter should be cleaned. The filter can be easily removed from the bottom, left, or right of the unit. (1,000 hours is the default set time, which can be adjusted to 2,000 hours on the internal PCB.)

### Smart Pressure Control



Easy Filter

The Smart Pressure Control System adjusts fan speed according to the external static pressure so the air conditioner always provides you with consistent cooling and heating power, regardless of the surrounding environment.

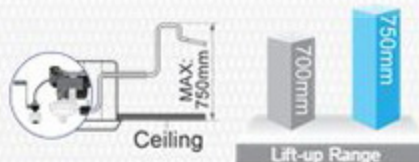


### High Lift-up Drain Pump (Optional)



High Lift-up

The lift-up drain pump lifts condensed water up to 29.5", compared to our competitor's limit of 23.5", making installation more flexible and convenient.



[www.ebtekareng.com](http://www.ebtekareng.com)